





MySCC – Forced clean

Forced clean prompts the user to clean the unit after a defined time has elapsed. When the cleaning prompt is displayed, the unit will not be ready to use once more until it has been cleaned. Use the forced clean to ensure that cleaning and hygiene regulations are fulfilled when working shifts.


step	info/button	instructions
1		Press the "MySCC" button.
2		Press the "Forced clean" button.

Switch forced clean on / off



Press the button to switch the forced clean on or off. The image on the button shows forced clean active.

Time to cleaning prompt



Press the button and set the time (in hours) before the next cleaning prompt.

Delay cleaning



Press the button and set the number of hours by which the cleaning may be delayed after the prompt.



MySCC – Forced clean



Next
Cleaning
15:00



If forced clean is active, the time of next cleaning also appears on the display.